# CV CB DIGITAL ALPHA PORTFOLIO (USD)

## Report April 2022

CV VC

Crossbow Partners
Experience & Discipline

## Strategy description

The CV CB Digital Alpha Portfolio seeks to generate strong, uncorrelated returns by capitalizing on the long-term growth opportunities created by digital asset ecosystems, whilst providing a certain element of downside protection. To achieve this goal, the certificate invests primarily in actively managed, digital asset dedicated hedge funds that deploy discretionary or systematic strategies. Positions taken by these funds will focus on moderate risk strategies and relative value and market neutral positions across a wide range of digital tokens or crypto currencies. The certificate can also invest in other digital asset focused products. The certificate is diversified across sub-sectors, investment strategies, trading styles and time horizons. Investors can subscribe to the certificate at month-end with 1 day notice and redeem from the certificate with 45 days' notice.

## Monthly returns

BM1: Eurekahedge Crypto-Currency HF Index | BM2: CCi30 Index

| Year | Jan | Feb | Mar | Apr | May | Jun | Jul | Aug | Sep | Oct | Nov | Dec | YTD | BM1 | BM2 |
|---|---|---|---|---|---|---|---|---|---|---|---|---|---|---|---|
| **2022** | -0.83% | -1.86% | 2.13% | -1.87% | | | | | | | | | **-2.47%** | **-17.57%** | **-35.01%** |
| **2021** | 8.24% | 11.80% | 2.54% | 7.46% | 3.78% | -1.95% | 1.96% | 3.62% | -1.81% | 4.84% | 0.78% | -1.57% | **46.40%** | **142.25%** | **183.22%** |
| **2020** | 5.58% | 2.11% | -0.25% | 3.25% | 0.54% | -0.22% | 5.00% | 2.13% | -0.90% | 3.30% | 9.38% | 8.76% | **45.46%** | **200.17%** | **203.00%** |
| **2019** | -0.39% | 3.85% | 1.36% | 10.88% | 22.37% | 3.96% | -1.10% | -1.93% | -1.89% | 1.18% | -1.29% | -1.02% | **39.14%** | **15.56%** | **13.54%** |

## Cumulative returns since January 2019

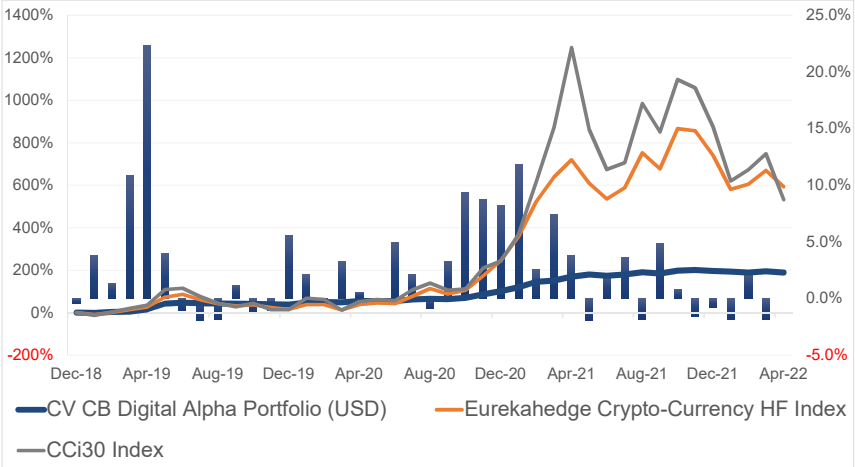


## Strategies exposures

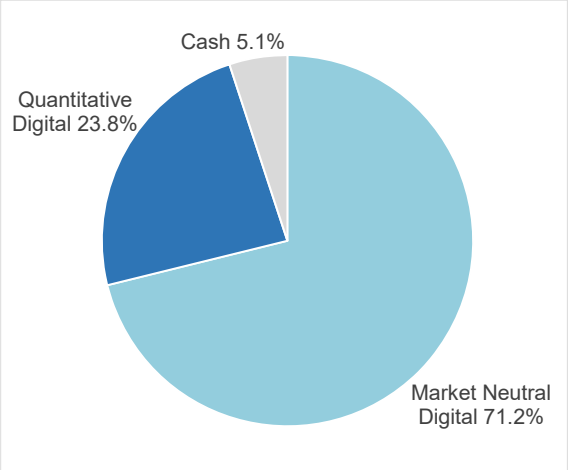


## Key statistics since January 2019

| | CV CB Digital Alpha Portfolio (USD) | Eurekahedge Crypto-Currency HF Index | CCi30 Index |
|---|---|---|---|
| Annualized return | 37.49% | 78.71% | 73.97% |
| Annualized volatility | 17.09% | 55.95% | 84.63% |
| Maximum monthly gain | 22.37% | 36.69% | 55.54% |
| Maximum monthly loss | -1.95% | -18.98% | -30.24% |
| Maximum drawdown | -5.92% | -39.43% | -53.03% |
| Correlation to benchmarks | - | 0.78 | 0.75 |

## Risk vs. return since January 2019

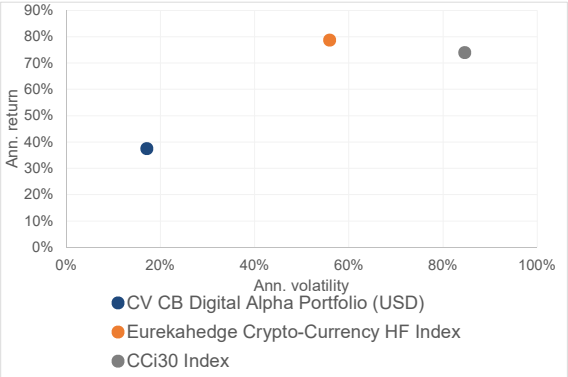


## Informations

| | |
|---|---|
| Strategy Manager | Crossbow Partners AG |
| Strategy Advisor | CV VC AG |
| Paying Agent / Broker / Custodian | ISP Securities AG / UBS AG |
| Currency | USD |
| Issue date | April 25, 2022 |
| Certificate price | USD 998.46 (estimate) |
| Minimum trade size | 10 Certificates |
| Liquidity | Monthly |
| Notice periods | Subscriptions 1 day, redemptions 45 days |
| Management fee | 0.50% |
| Performance fee | 5.00% |
| Valor | 116885826 |
| ISIN | CH1168858269 |

## Monthly returns distribution

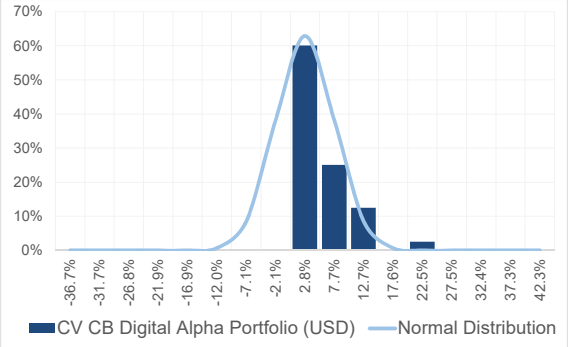


Source: Crossbow Partners, Bloomberg, cci30.com. The returns of the CV CB Digital Alpha Portfolio are based on an hypothetical portfolio of digital asset dedicated managers. The simulated performance is net of fees and in USD. The information in this document is for information purposes only and does not constitute an investment advice. Past performance is no indication or guarantee of future results.

Signatory of: PRI Principles for Responsible Investment

Crossbow Partners AG | Lindenstrasse 14 | 6340 Baar | Switzerland | Tel: +41 41 729 50 00 | www.cb-partners.com