

CB GLOBAL GROWTH PORTFOLIO (USD)

Report February 2023



Strategy description

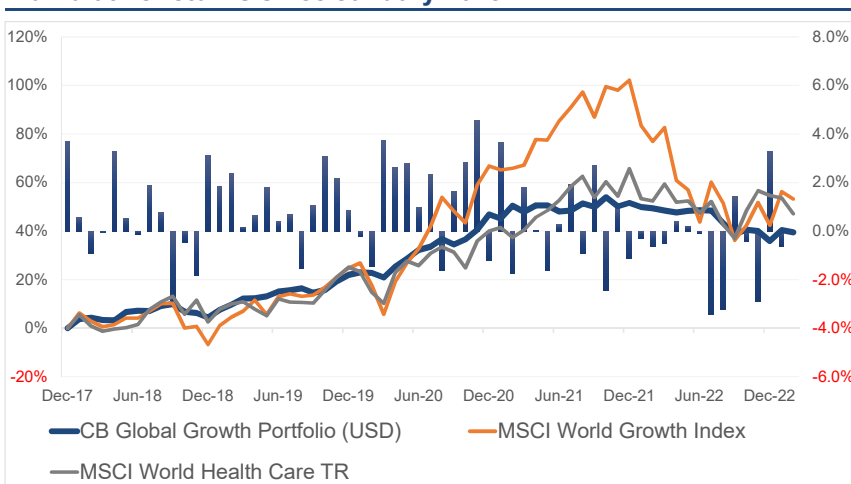
The CB Global Growth Portfolio invests in long/short equity managers focused on global growth sectors and aims to beat the MSCI World Growth Index and the MSCI World Health Care Index over the medium term with significantly lower risk (volatility). By investing in specialist funds, investors gain exposure to global growth themes, that offer favorable structural growth opportunities in the consumer, technology and healthcare sectors. The combination of a diverse set of portfolio managers provide a well-diversified stream of both alpha and beta returns. The beta of the portfolio will be below 0.5 in average and a good portion of the returns will be derived from superior stock picking on the long and short side (alpha). The certificate invests in offshore and UCITS funds that are strictly regulated. It offers monthly liquidity with a notice period of 35 days.

Monthly returns

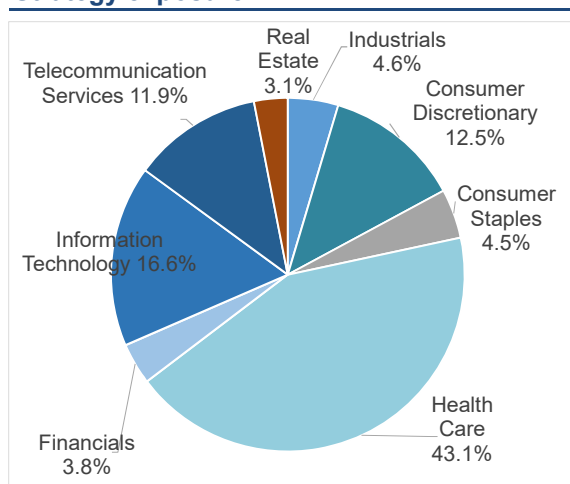
BM1: MSCI World Growth Index | BM2: MSCI World Health Care TR

Year	Jan	Feb	Mar	Apr	May	Jun	Jul	Aug	Sep	Oct	Nov	Dec	YTD	BM1	BM2
2023	3.29%	-0.65%											2.62%	7.54%	-4.88%
2022	-1.14%	-0.29%	-0.64%	-0.51%	0.38%	0.19%	-0.11%	-3.45%	-3.23%	1.41%	-0.43%	-2.91%	-10.34%	-29.56%	-6.64%
2021	-1.19%	3.67%	-1.73%	1.79%	0.02%	-1.63%	0.26%	1.91%	-0.94%	2.72%	-2.43%	0.92%	3.19%	21.18%	18.32%
2020	0.84%	-0.22%	-1.46%	3.73%	2.61%	2.80%	0.97%	2.33%	-1.63%	1.64%	2.83%	4.55%	20.49%	33.83%	11.92%
2019	3.13%	1.85%	2.35%	0.16%	0.63%	1.79%	0.40%	0.68%	-1.52%	1.04%	3.08%	2.17%	16.83%	33.68%	22.06%

Cumulative returns since January 2018



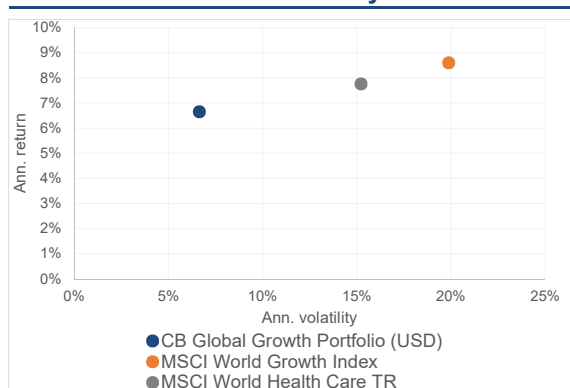
Strategy exposure



Key statistics since January 2018

	CB Global Growth Portfolio (USD)	MSCI World Growth Index	MSCI World Health Care TR
Annualized return	6.66%	8.60%	7.76%
Annualized volatility	6.64%	19.87%	15.22%
Maximum monthly gain	4.55%	12.77%	11.49%
Maximum monthly loss	-3.45%	-11.92%	-8.07%
Maximum drawdown	-11.71%	-32.65%	-17.30%
Correlation to benchmarks	-	0.67	0.52

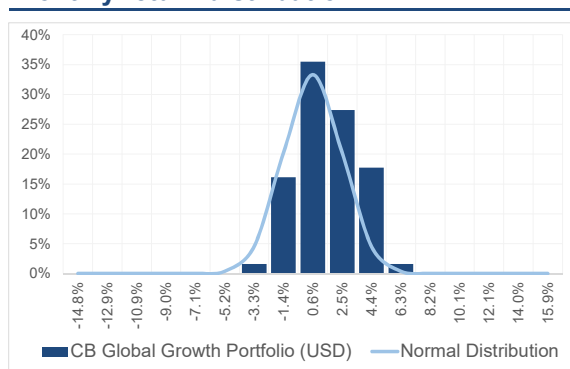
Risk vs. return since January 2018



Information

Strategy Manager	Ahead Wealth Solutions AG
Strategy Advisor	Crossbow Partners AG
Paying Agent / Broker / Custodian	ISP Securities AG / UBS AG
Currency	USD
Issue date	July 15, 2022
Certificate price	USD 938.88
Minimum trade size	10 Certificates
Liquidity	Monthly
Notice periods	Subscriptions 1 day, redemptions 35 days
Management fee	0.70% per annum
Performance fee	None
Valor	116007277
ISIN	CH1160072778

Monthly return distribution



Source: Ahead, Crossbow, Bloomberg. The returns of CB Global Growth Portfolio (USD) are simulated and based on an hypothetical portfolio of Long/Short Equity managers. All returns are net of fees and in USD. The information in this document is for information purposes only and does not constitute an investment advice. Past performance is no indication or guarantee of future results.