

Fund information

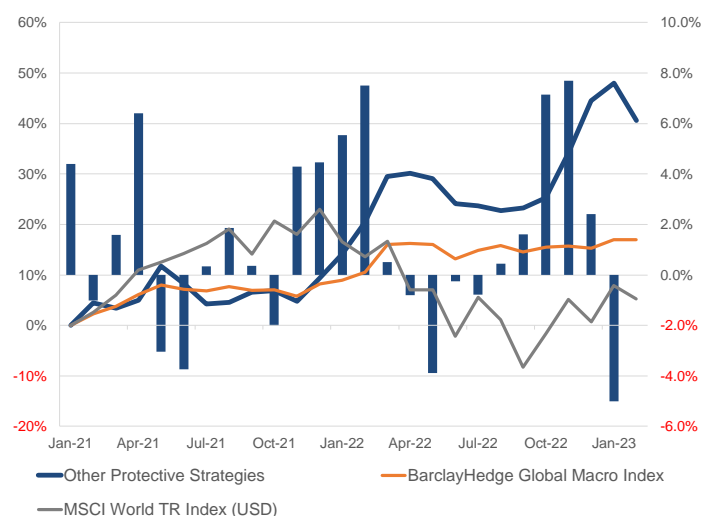
Management firm	Available upon request	Subscription	Monthly	Fund AUM (MM)	170
Manager name	Available upon request	Redemption	Monthly	Firm AUM (MM)	3,720
Manager location	Monaco	Redemption notice		Fund status	Open
Strategy	Other Protective Strategies	Lockup	None	Fund domicile	Cayman Islands
Regional focus	Global	Gate	None	Administrator	SS&C Technologies
Inception date	2 Jan 2021	Management Fee	1.00%	Custodian	Cowen International
Reference currency	USD	Performance Fee	20.00%	Prime broker	MS, BoA, ML
Available currencies	USD	Min. investment	1,000,000	Auditor	PricewaterhouseCoopers

Monthly returns since inception (USD)

BM1: BarclayHedge Global Macro Index | BM2: MSCI World TR Index (USD)

Year	Jan	Feb	Mar	Apr	May	Jun	Jul	Aug	Sep	Oct	Nov	Dec	YTD	BM1	BM2
2023	2.41%	-5.00%											-2.71%	1.45%	4.50%
2022	4.45%	5.53%	7.50%	0.51%	-0.81%	-3.89%	-0.26%	-0.78%	0.44%	1.60%	7.14%	7.69%	32.29%	6.51%	-18.14%
2021		4.40%	-1.01%	1.59%	6.40%	-3.05%	-3.74%	0.33%	1.85%	0.36%	-2.01%	4.30%	9.27%	8.24%	23.04%

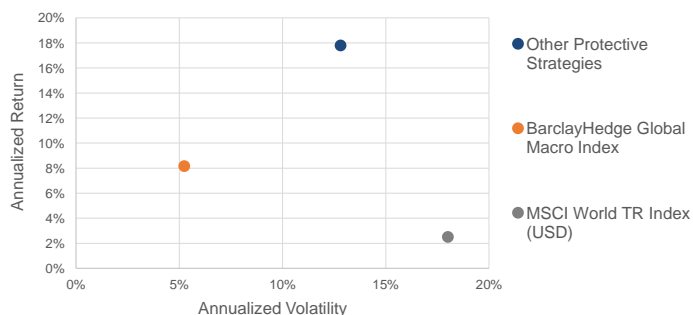
Cumulative returns since inception



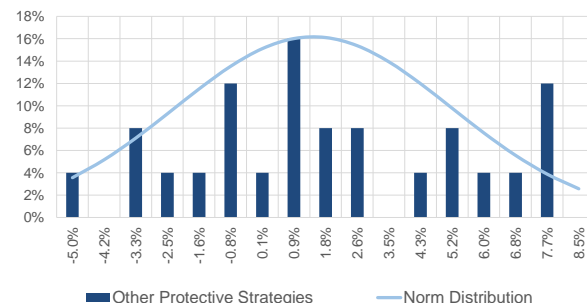
Statistics since inception

	Other Protective Strategies	BarclayHedge Global Macro Index	MSCI World TR Index (USD)
Return Last Month	-5.00%		-2.40%
Year-to-date Return	-2.71%	1.45%	4.50%
Return Last 3 years	-	-	-
Cumulative Return	40.64%	16.95%	5.25%
Annualized Return	17.78%	8.14%	2.49%
Annualized Volatility	12.82%	5.26%	18.02%
Annual Sharpe Ratio (Rf)	1.37	1.50	0.12
Skewness	0.17	0.57	-0.34
Excess Kurtosis	-0.86	1.67	-0.91
% positive returns	64%	67%	60%
% negative returns	36%	33%	40%
Max Monthly Loss	-5.00%	-2.49%	-9.30%
Max Drawdown	-6.68%	-2.67%	-25.42%
Date Max Drawdown	Jul-21	Jun-22	Sep-22
Correlation to Benchmarks	-	0.57	0.19

Risk / return since inception



Monthly returns distribution since inception



Strategy description

Available upon request

Manager biography

Available upon request